FRONT ELEVATION

LEFT SIDE ELEVATION

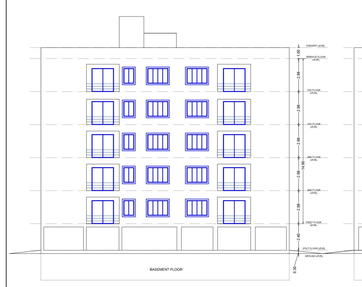

REAR ELEVATION

RIGHT SIDE ELEVATION

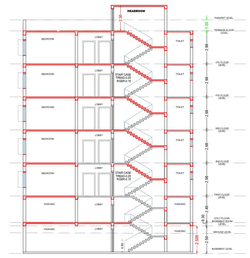

SECTION AT-XX'

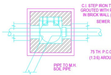

TYPICAL PLAN OF INSPECTION CHAMBER

TYPICAL SCHEMATIC FLOW DIAGRAM OF S.T.P.

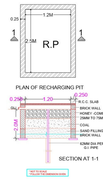

PLAN OF RECHARGING PIT

SECTION AT 1-1

UG RCC TANK FOR STP

LEGEND :-

01 BAR SCREEN CHAMBER	08 TREATED WATER TANK
02 COLLECTION SUMP	10 FILTER FEED PUMP
03 TRANSFER PUMP	11 TREATED WATER PUMP
04 AERATION TANK	12 PRESSURE SAND FILTER
05 AIR BLOWER	13 ACTIVATED CARBON FILTER
06 TUBE SETTLERS	14 FILTER PRESS
07 SLUDGE PUMP	15 BAR SCREEN
09 FILTER FEED TANK	16 TUBE PACK

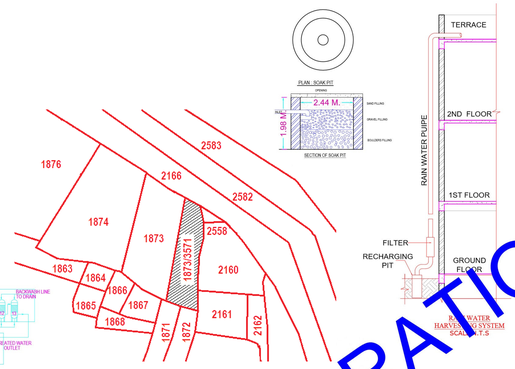

SECTION AT-YY'

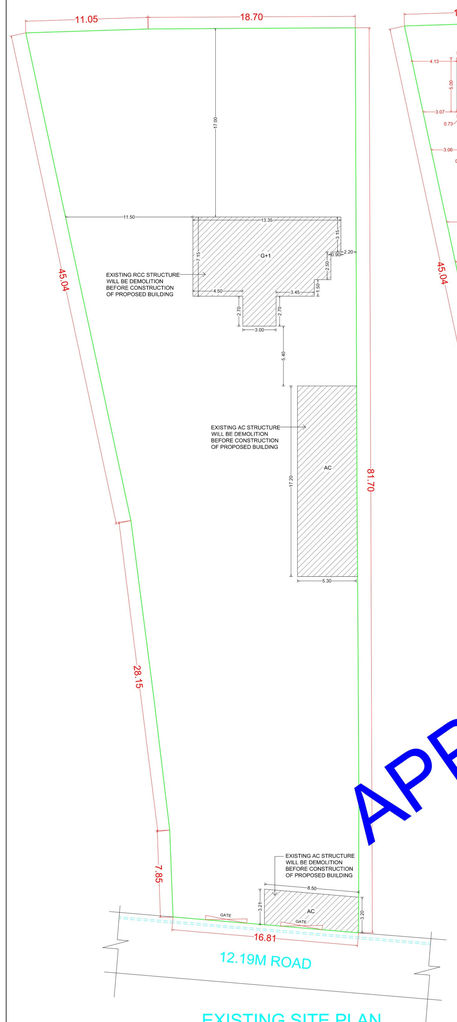

EXISTING SITE PLAN

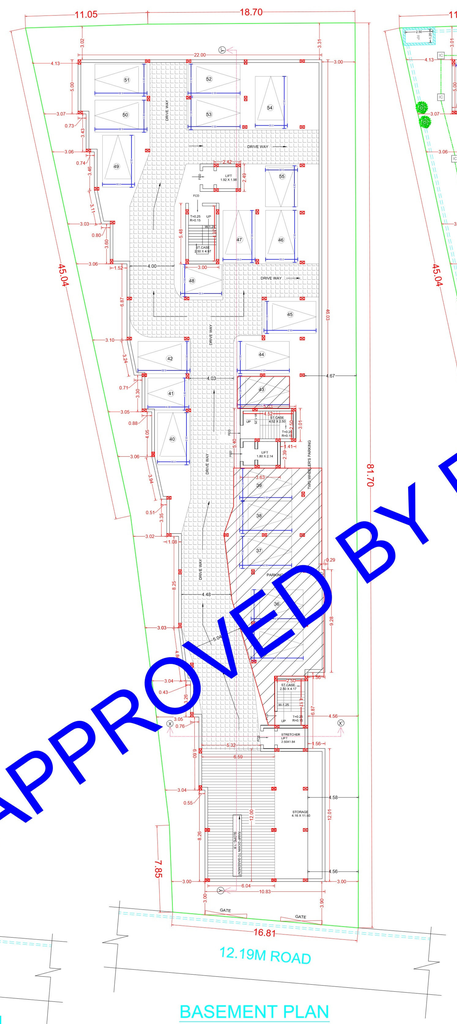

BASEMENT PLAN

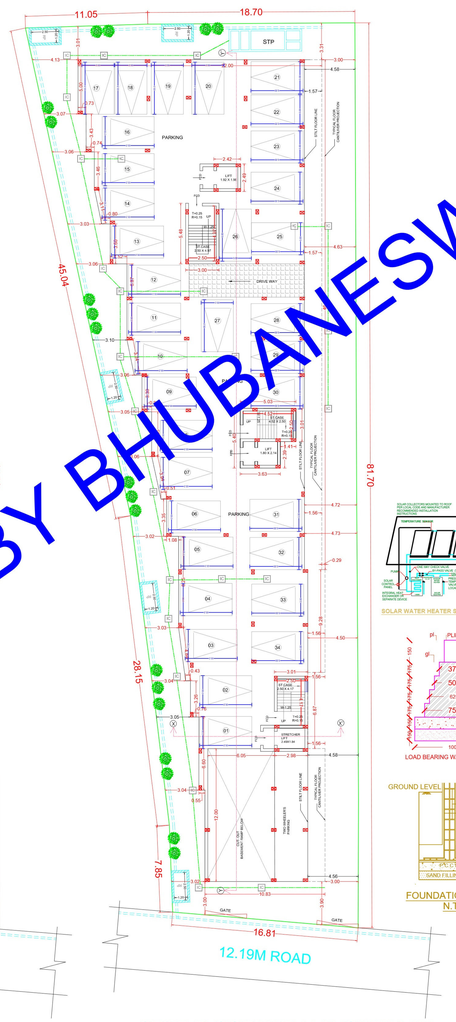

STILT FLOOR WITH LAYOUT PLAN

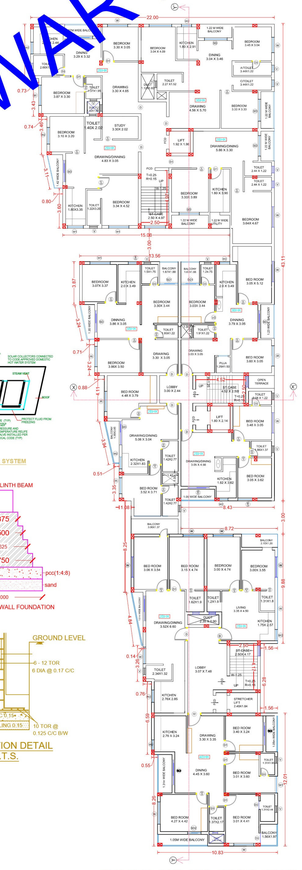

TYPICAL 1ST, 2ND, 3RD & 4TH FLOOR PLAN

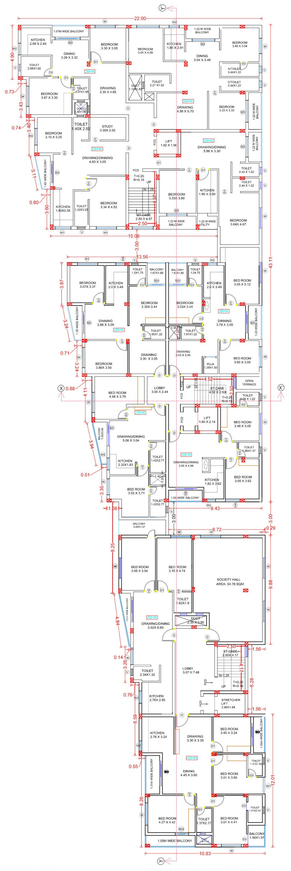

5TH FLOOR PLAN

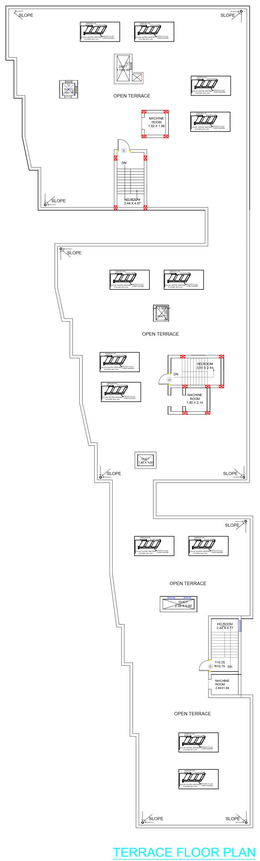

TERRACE FLOOR PLAN

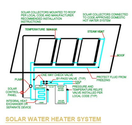

SOLAR WATER HEATER SYSTEM

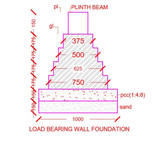

LOAD BEARING WALL FOUNDATION

FOUNDATION DETAIL
N.T.S.

APPROVED BY BHUBANESWAR MUNICIPAL CORPORATION

Digitally signed by SOURAV MOHAPATRA
Date: 2023.08.10 09:04:50 +05'30'

PERMISSION GRANTED UNDER SEC.16(3) OF ODA ACT 1982 SUBJECT TO CONDITIONS CONTAINED IN LETTER NO. BP/BMC/004318 DATED : 09/08/2023
PERMISSION IS VALID TILL: 08/08/2026

SCHEDULE OF DOORS & WINDOWS

01	D	1.20 X 2.10	FLUSH DOOR
02	D1	1.00 X 2.10	FLUSH DOOR
03	D2	0.90 X 2.10	FLUSH DOOR
04	D3	0.75 X 2.10	FLUSH DOOR
05	FCD	1.25 X 2.10	LAMINATED WOODEN FIRE CHECK DOOR
06	SD	1.81 X 2.10	SLIDING GLASS DOOR
07	SD1	1.68 X 2.10	SLIDING GLASS DOOR
08	SD2	1.22 X 2.10	SLIDING GLASS DOOR
09	W	1.81 X 1.35	MS. GLAZED WINDOW
10	W1	1.52 X 1.35	MS. GLAZED WINDOW
11	W2	1.0X 1.35	MS. GLAZED WINDOW
12	V	0.60 X 0.60	MS. GLAZED VENTILATOR

AREA STATEMENT

PLOT AREA-1781.21 SQM (AC . 0.440 DEC)

FLOOR	FAR AREA	BUILT UP AREA	CARPET AREA
BASEMENT FLOOR	65.92 SQMT	1140.43 SQMT	0.00SQMT
STILT FLOOR	65.92 SQMT	1064.58 SQMT	0.00 SQMT
FIRST FLOOR (EXCLUDING LIFT & DUCT AREA)	1053.85 SQMT	1053.85 SQMT	829.13 SQMT
SECOND FLOOR (EXCLUDING LIFT & DUCT AREA)	1053.85 SQMT	1053.85 SQMT	829.13 SQMT
THIRD FLOOR (EXCLUDING LIFT & DUCT AREA)	1053.85 SQMT	1053.85 SQMT	829.13 SQMT
FOURTH FLOOR (EXCLUDING LIFT & DUCT AREA)	1053.85 SQMT	1053.85 SQMT	829.13 SQMT
FIFTH FLOOR (EXCLUDING LIFT & DUCT AREA)	1053.85 SQMT	1053.85 SQMT	830.00 SQMT
TOTAL	5401.09 SQMT	7474.26 SQMT	4146.52 SQMT

TOTAL BUILT UP AREA	- 7474.26 SQM
TOTAL FAR AREA	- 5401.09 SQM.
TOTAL CARPET AREA	- 4146.52 SQM.
PROVIDE FAR	- 3.03
BASE FAR	- 2.00
TOTAL DWELLING UNITS	- 54 NOS
SOCIETY ROOM	- 54.78 (IN FIFTH FLOOR)
REQUIRED PARKING	- 1620.32 SQM (30% OF F.A.R AREA)
PROVIDE PARKING	
BASEMENT FLOOR	- 1020.01 SQM
STILT FLOOR	- 998.66 SQM
TOTAL PARKING	2018.67 SQM
(VISITORS PARKING AREA	168.70 SQM)
RECHARGEING PIT	- 6 NOS
PLANTATION	- 23 NOS TREES

APPROVAL DRAWING

PROPOSED (B+S+5) STORIED RESIDENTIAL APARTMENT BUILDING PLAN OVER PLOT NO-1873/3571, KHATA NO-725/3090, MOUZA-KALARAHANGA, TAHASIL-BHUBANESWAR, DIST- KHURDA, OF MR. LALIT KUMAR PANDA & MR. PRASANTA PANDA, THROUGH G.P.A HOLDER "GK PROPERTIES", REPRESENTED THROUGH IT'S MANAGING PARTNER SRI AMARESH PARIDA.

ARCHITECT:-

AR. RUPAK PANDA
CA No.- CA/96/20438
BDA Emp. No.-AR/013/BDA

APPLICANT:-

For GK PROPERTIES
Amaresh Parida
MANAGING PARTNER

SCALE	DATE	DRAWN	CHECKED
1:100	02.03.2022	AISHWARYA	

PREPARED BY:-